





EYFS Intent, Implementation and Impact Planning

Weeks 1-2 summer term 2026- Story- The Blue Balloon, The life cycle of a frog, Shapes

<ul style="list-style-type: none"> • What do we want the children to learn? • What skills and knowledge do we want them to acquire? 	<ul style="list-style-type: none"> • Which activity or activities are you planning to develop these skills and knowledge? 	<ul style="list-style-type: none"> • What language structures will be developed in this activity? • What key vocabulary will be developed?
<p>To be able to listen to a simple story in a small group To say some of the words in songs and rhymes- counting rhymes (Literacy, Communication & Language, Mathematics)</p> <p>To recognise and name a frog and a tadpole (Understanding of the World, Communication and language)</p> <p>To recognise and name the colours green and brown (Expressive art & design)</p> <p>To recognise and name shapes- circle, square, triangle, rectangle (Mathematics)</p> <p>To pour water from one container into another (Mathematics, physical development)</p>	<p>Share simple stories and rhymes in the quiet room in small groups. Use lift the flap stories and use props to support the story or rhyme- 5 speckled frogs, Stories- 'Little Frog' '10 Tiny Tadpoles' and 'A Spring Walk'</p> <p>Share photographs of frogs and tadpoles Use green and brown collage material to decorate a frog template</p> <p>Shape stampers and paint Shape stories Shapes and boards</p> <p>Water tray outside with different sized containers and pourers</p>	<p>Language from the story- tadpole, frog, Counting language- 5...4...3...2...1</p> <p>Tadpole, frog, green</p> <p>Square, triangle, circle, rectangle</p> <p>Pour, full, empty</p>
		<p style="text-align: right;">visit twinkl.com</p> 

<p>To listen to more detailed & longer stories and understand what an author and illustrator are (Literacy, Communication & Language)</p> <p>To make marks on their pictures that stand for their name (Literacy, physical development)</p> <p>To count syllables in their names by beating them out on a drum (Communication & Language, Literacy, Mathematics)</p> <p>To count out loud to 20 (Mathematics)</p> <p>To recognise and name a range of 2D shapes (Mathematics)</p> <p>To learn about the life cycle of a frog (Understanding of the World)</p>	<p>Read the stories 'The Blue Balloon' and 'The Perfect Fit' -adult to talk about who wrote the story, the author, and who illustrated it, the illustrator. Has this author written any other stories?</p> <p>When the children finish their drawing ask them to have a go at writing their name on the top. Share their name cards with them and look at the shape of the first letter initially.</p> <p>Circle time- use a drum to beat out syllables of their names in turn. Whose name has the most syllables?</p> <p>Lots of counting out loud- how many children are here today- counting as we clap, jump. Taking it in turns to count children in the group throughout the day</p> <p>Share the story the Perfect Fit Offer shape stampers, paper and paint Offer boards and shapes</p> <p>Visit forest school to look at the frog spawn in the pond Share photographs of different stages of a frog's life cycle</p>	<p>New vocabulary used in the story- invisible, indestructible, stretched, soggy, square, squeezed, squashed, shiny, squeaky, shape names Author, illustrator</p> <p>Circle, square, triangle, rectangle, oval, hexagon, diamond, semi-circle</p> <p>Frogspawn, tadpole, pond, froglet</p>
	<p>Read non-fiction books about frogs</p>	<p>visit twinkl.com</p> 

To recognise and sound out the letter 's' (Literacy)	Phonics sessions in small groups	